

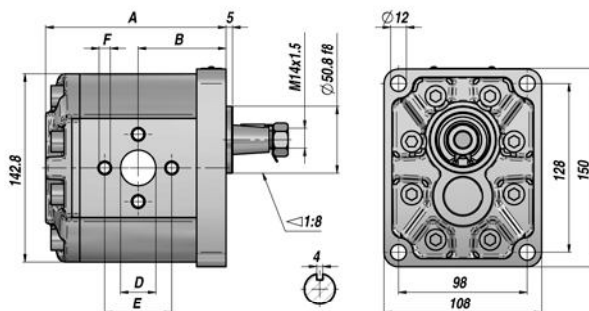

MS3-A

MOTORE AD INGRANAGGI
GEAR MOTOR
ZAHNRADMOTOR

GR. 3

STANDARD EUROPEA BASE Ø50,8
STANDARD EUROPEAN Ø50,8 FLANGE
EUROPÄISCHER STANDARD - FLANSCH Ø50,8

ALBERO CONICO 1:8
1:8 TAPER SHAFT
KEGELWELLE 1:8



Codice Code Bestell-Nr.	Tipo Type Typ	cm ³ /giro cm ³ /rev cm ³ /U	P MAX bar		giri/min rpm - U/Min.		A	B	IN D x E x F	OUT D x E x F	kg
			P1	P3	MAX	MIN					
MG89019*0011000	MS3-A 19 * 10N	19.00	250	270	3500	700	128,30	62,40	Ø19x40xM8	Ø27x51xM10	5,23
MG89022*0011000	MS3-A 22 * 10N	22.30	240	260	3500	700	131,30	63,90	Ø19x40xM8	Ø27x51xM10	5,36
MG89029*0011000	MS3-A 29 * 10N	29.30	220	240	3300	700	137,30	66,90	Ø19x40xM8	Ø27x51xM10	5,64
MG89033*0011000	MS3-A 33 * 10N	32.90	220	240	3300	700	140,30	68,40	Ø19x40xM8	Ø27x51xM10	5,78
MG89036*0011000	MS3-A 36 * 10N	36.40	210	230	3300	700	143,30	69,90	Ø19x40xM8	Ø27x51xM10	5,91
MG89044*0011000	MS3-A 44 * 10N	43.50	200	220	3000	700	149,30	72,90	Ø19x40xM8	Ø27x51xM10	6,19
MG89052*0011000	MS3-A 52 * 10N	51.70	200	220	3000	700	156,30	76,40	Ø19x40xM8	Ø27x51xM10	6,50
MG89062*0011000	MS3-A 62 * 10N	61.10	180	190	2500	700	164,30	80,40	Ø19x40xM8	Ø27x51xM10	6,87

*1 = ROTAZIONE SINISTRA-ANTICLOCKWISE-LINKSDREHUNG

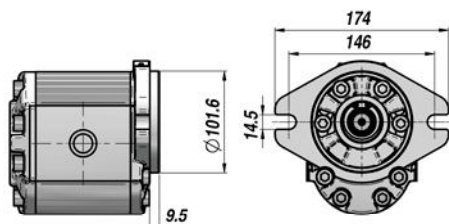
P1 = PRESSIONE MAX. DI ESERCIZIO - MAX. WORKING PRESSURE - MAX BETRIEBSDRUCK

*0 = ROTAZIONE DESTRA-CLOCKWISE-RECHTS-DREHUNG

P3 = PRESSIONE MAX. DI PICCO - MAX. PEAK PRESSURE - HÖCHSTDRUCK

FLANGE DISPONIBILI - AVAILABLE FLANGES - VERFÜGBARE FLANSCH

SAE-B



A RICHIESTA - ON REQUEST - AUF ANFRAGE:

MS3-R = ROTAZIONE BIDIREZIONALE - BI-DIRECTIONAL ROTATION - ZWEIRICHTUNGS-DREHUNG

MS3-G = BASE ST.EURO Ø50,8 E COPERCHIO IN GHISA - CAST IRON ST. EURO Ø50,8 FLANGE AND COVER - EUROPÄISCHER STANDARDFLANSCH Ø 50,8 u. DECKEL AUS GUSS

MS3-G SAE = BASE SAE Ø101,6 E COPERCHIO IN GHISA - CAST IRON SAE A Ø101,6 FLANGE AND COVER - SAEFLANSCH Ø 101,6 u. DECKEL AUS GUSS

VLP-I = COPERCHIO CON VALVOLA LIMITATRICE DI PRESSIONE - COVER WITH RELIEF VALVE - DECKEL MIT DRUCKBEGRENZUNGSVENTIL

MOTORE AD INGRANAGGI
GEAR MOTOR
ZAHNRADMOTOR



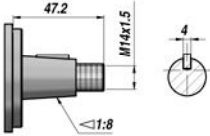
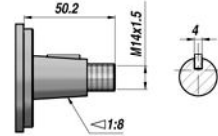
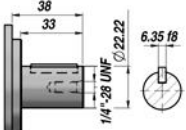
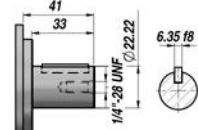
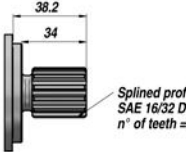
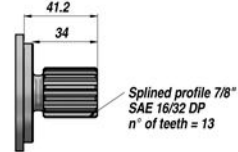
GR. 3

STANDARD EUROPEA BASE Ø50,8
STANDARD EUROPEAN Ø50,8 FLANGE
EUROPÄISCHER STANDARD - FLANSCH Ø50,8

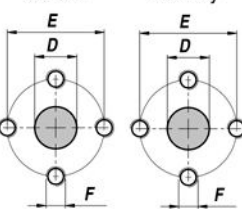
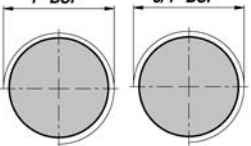
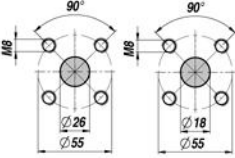

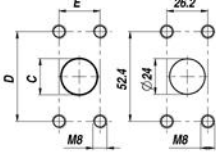
ALBERO CONICO 1:8
1:8 TAPER SHAFT
KEGELWELLE 1:8

MS3-A

ALBERI DISPONIBILI - AVAILABLE SHAFTS - VERFÜGBARE WELLEN

EURO	SAE-B			
				
<p>10</p> 	<p>10</p> 			
<p>13</p> 	<p>13</p> 			
<p>14</p>  <p>Splined profile 7/8" SAE 16/32 DP n° of teeth = 13</p>	<p>14</p>  <p>Splined profile 7/8" SAE 16/32 DP n° of teeth = 13</p>			

CONNESSIONI - CONNECTIONS - ANSCHLÜSSE

N (EURO)	G (GAS)	T (BOSCH)	W (UNF)	F (SAE)
<p>Suction Delivery</p> 	<p>Suction Delivery</p> <p>1" BSP 3/4" BSP</p> 	<p>Suction Delivery</p> <p>90° 90°</p> 	<p>Suction Delivery</p> <p>1" 5/16 - 12UN 1" 1/16 - 12UN</p> 	<p>Suction Delivery</p> 
<p>DIMENSIONI = VEDI PAG. 16 DIMENSIONS = SEE PAGE 16 ABMESSUNGEN = SIEHE SEITE 16</p>				<p>C = 27 D = 52.4 E = 26.2 (cm³ 19 ÷ 36) C = 42 D = 35.6 E = 69.8 (cm³ 44 ÷ 62)</p>